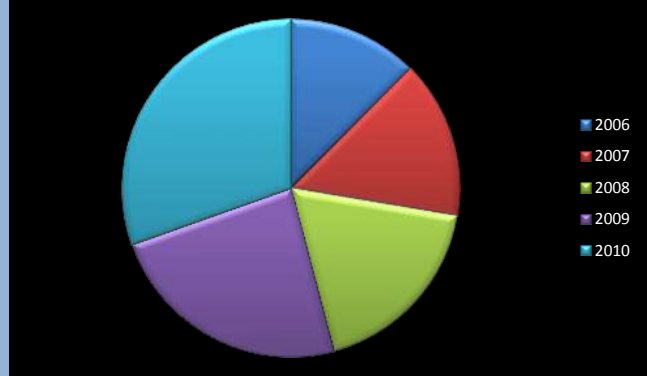
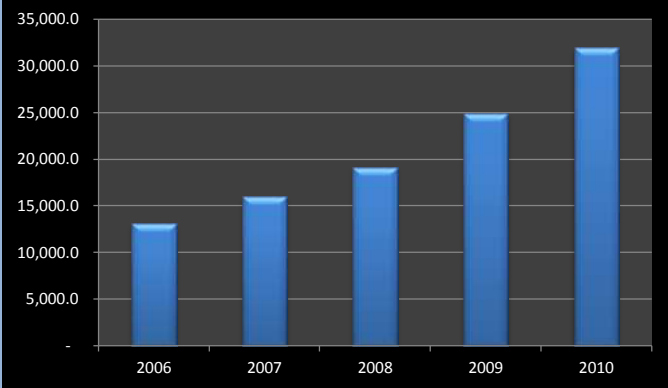




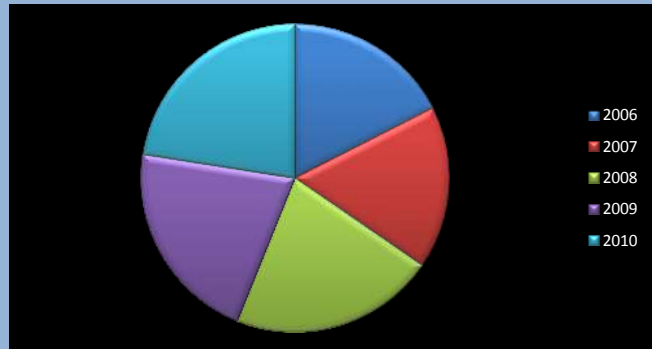
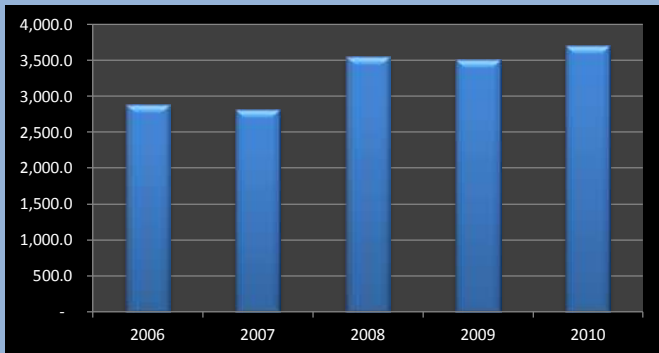
Premium Income - Individual Life

Year	Rs. In Million
2006	13,112.0
2007	15,907.1
2008	19,152.1
2009	24,853.2
2010	31,934.0



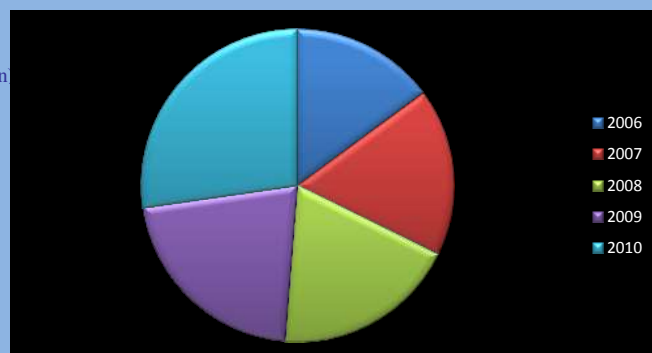
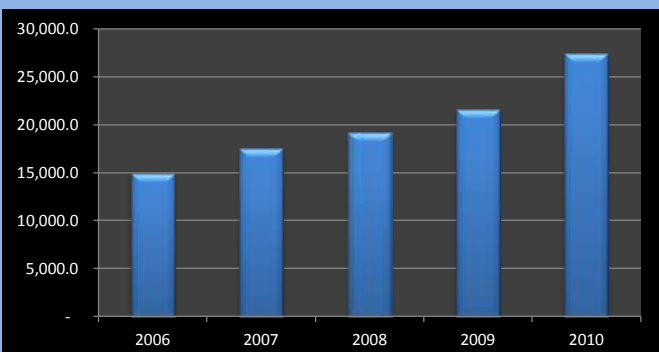
Premium Income - Group Life

Year	(Rs. In Million)
2006	2,879.6
2007	2,809.6
2008	3,543.2
2009	3,513.7
2010	3,705.3



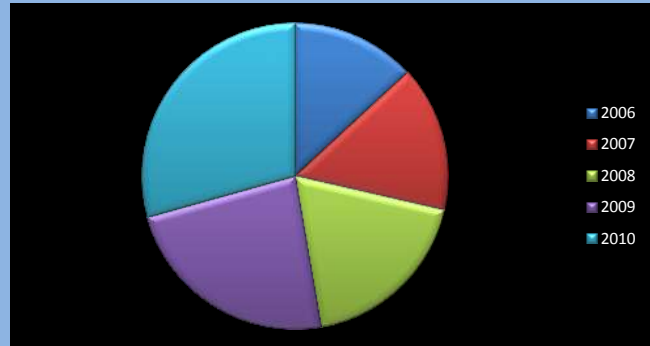
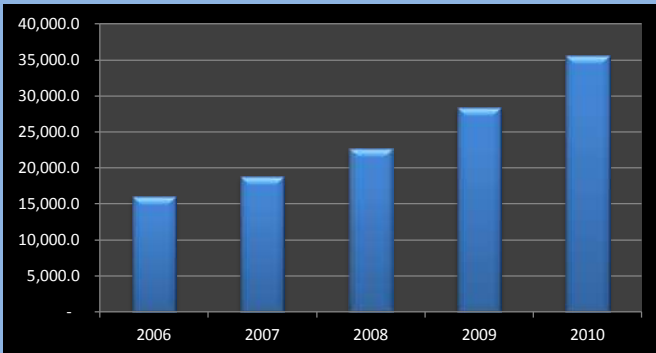
Investment Income

Year	(Rs. In Million)
2006	14,923.8
2007	17,505.2
2008	19,134.6
2009	21,544.7
2010	27,434.1



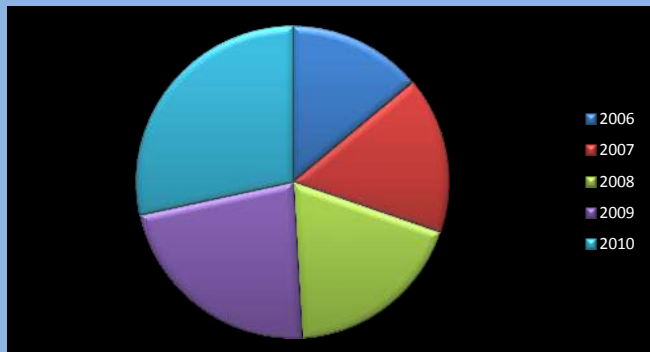
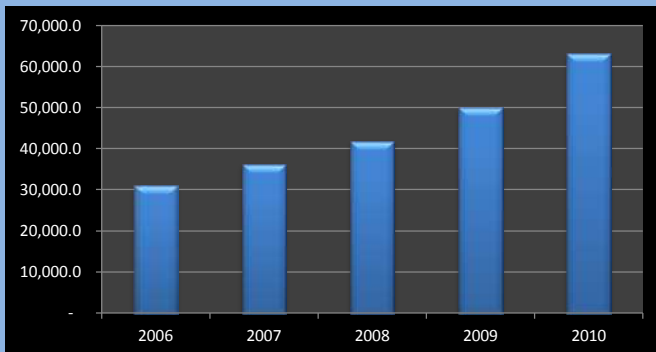
Total Premium Income

Year	(Rs. In Million)
2006	15,991.6
2007	18,716.7
2008	22,695.3
2009	28,366.9
2010	35,638.9



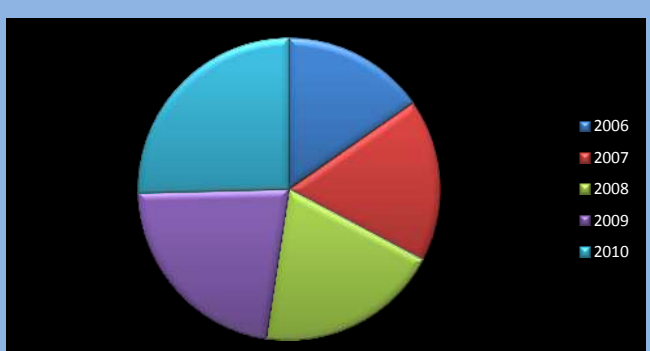
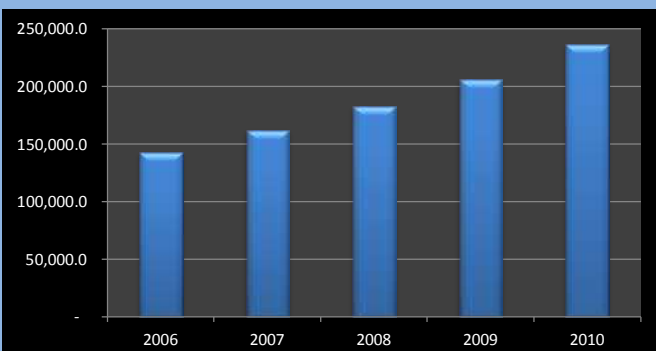
Total Income

Year	(Rs. In Million)
2006	30,915.4
2007	36,221.9
2008	41,829.9
2009	49,911.6
2010	63,072.9



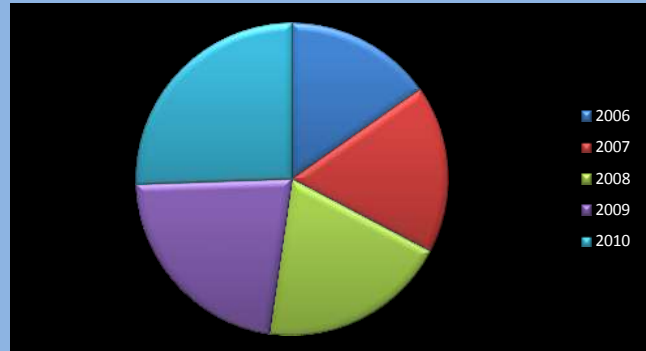
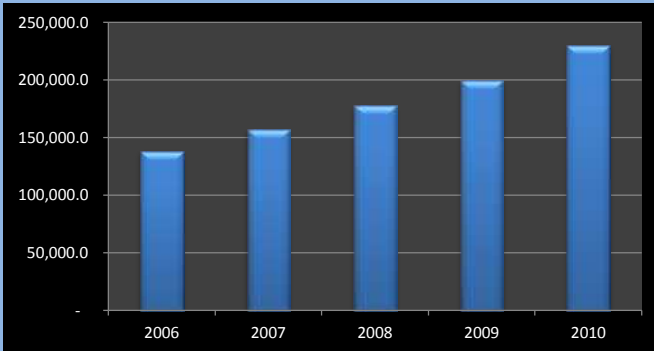
Investment Portfolio

Year	(Rs. In Million)
2006	142,158.8
2007	161,965.8
2008	182,874.2
2009	205,804.2
2010	235,934.5



Life Fund

Year	(Rs. In Million)
2006	137,958.8
2007	156,737.3
2008	177,459.1
2009	199,445.3
2010	230,422.0



Total Assets

Year	(Rs. In Million)
2006	149,448.6
2007	169,821.4
2008	193,117.6
2009	217,685.4
2010	251,478.1

